

loop I·R·I·S

Your Comprehensive Sustainability Tool

Define...

the issues, the current status and the desired outcome using established and customized metrics.

Focus...

the client and the team on the sustainability issues and their impacts.

Communicate...

your sustainability initiatives with all stake holders - including employees and customers in an effective and understandable way.

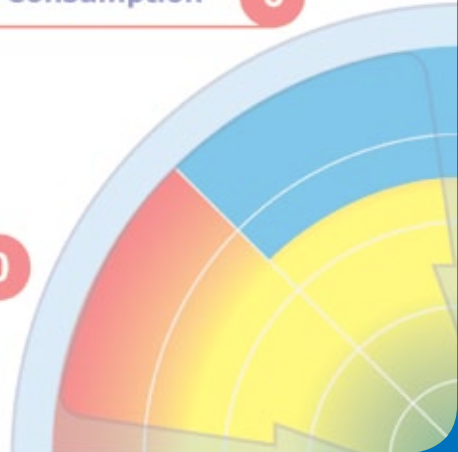
Energy &
Atmosphere

Energy Consumption

3

Carbon/GHG Emissions

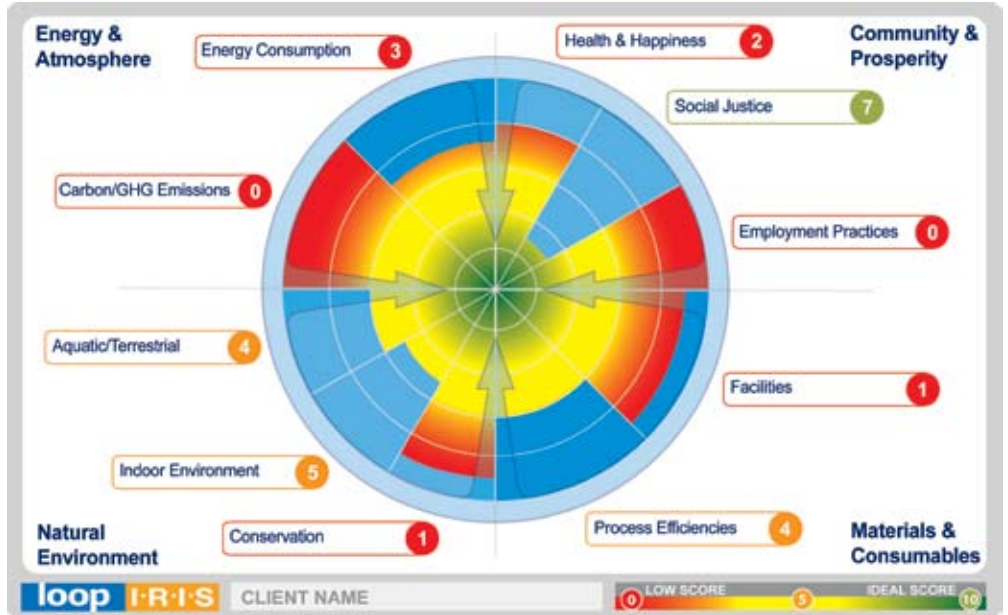
0



What is the Loop IRIS?

The Loop IRIS is an interactive tool that measures and communicates sustainability initiatives. Each IRIS is unique, allowing clients and their stakeholders a better understanding of both the individual initiatives and the broader sustainability plan.

The IRIS is adaptable to the needs of different stakeholders, it eliminates the need for tailored CSR reports for each stakeholder group.



Quadrants

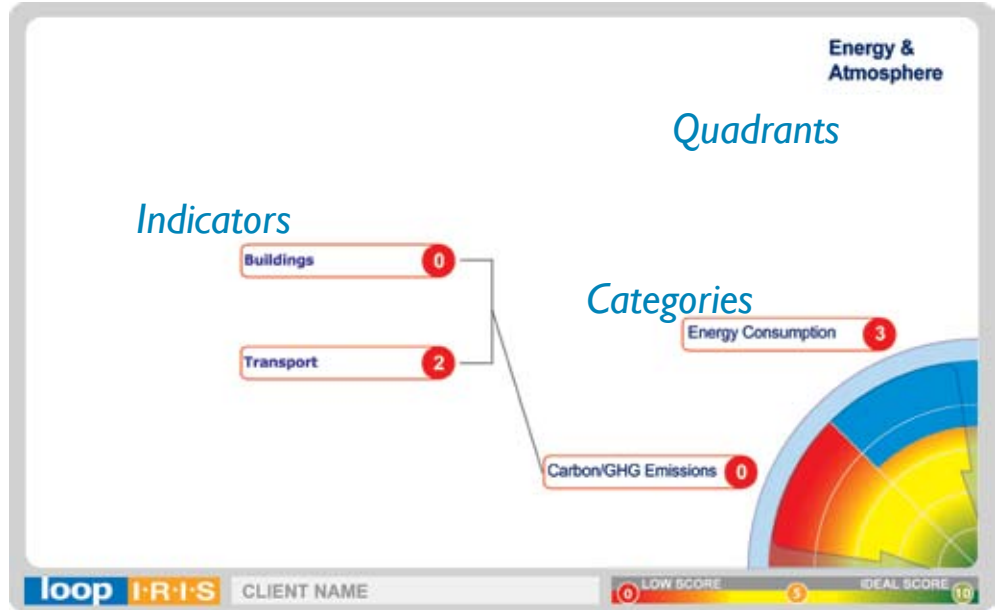
The IRIS is divided into four quadrants, Energy & Atmosphere, Community & Prosperity, Materials & Consumables, and Natural Environment, each representing an area of sustainability.

Categories

Each quadrant is further subdivided into categories that represent the sources of the sustainability impacts within the area.

Indicators

Each category contains sustainability indicators. Each indicator has its own set of metrics used for evaluation.



Scorecard

The Scorecard provides stakeholders with the specific details of each indicator, this includes metrics and how it fits into the overall sustainability plan. For ease of use it has been divided into four subsections: Score, Goals, Strategies, Actions and Feedback.

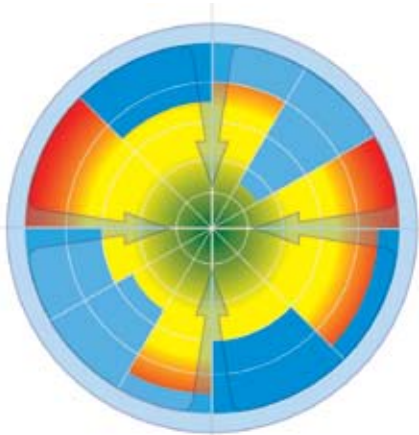
Each subsection provides an overview as it relates to the specific indicator. The flexibility of the Scorecard provides stakeholders with as much or as little information as they require.



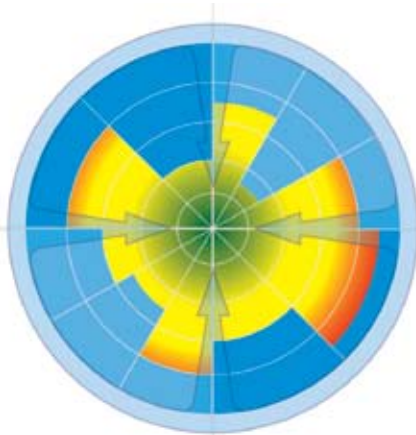
An IRIS Progression

Showing your progress over time.

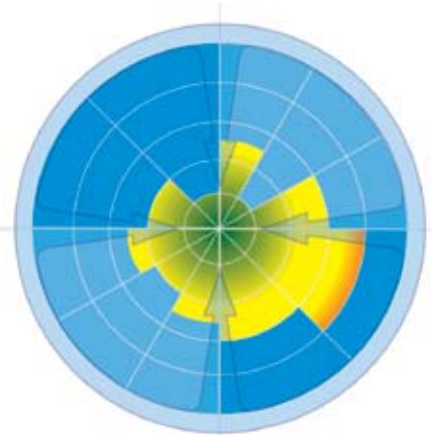
The IRIS interface provides a quick visual representation of your organization's performance. Stakeholders can track the progress from the initial baseline through each period of measurement.



Baseline



Period 5



Period 10



*Turning environmentally responsible business
decisions into drivers for positive growth.*

Loop Initiatives Inc.

a carbon neutral company

2300 Yonge Street

Suite 2300

Toronto, ON

M4P 1E4

t. 416.640.7260

210 Gladstone Avenue

Suite 4001

Ottawa, ON

K2P 0Y6

t. 613.237.1480

e. info@loopinitiatives.com

w. loopinitiatives.com